

BRUNO

Electra-Ride™ III

Custom Curved Rail Stairlifts

B R E A K I N G T H E B A R R I E R S



**BATTERY
POWERED
STAIRLIFTS**




Tightest Inside Turn

 **BRUNO**
for your independence

Battery-Powered

Operation

With a *Bruno Electra-Ride™ III Model CRE-2100 ...*



You can remain in your cherished home. Bruno's Custom Curved Rail Stairlifts let you once again move easily upstairs and downstairs with a touch of a button.

The *Electra-Ride III* uses two 12-volt batteries that are continuously charged by a state-of-the-art battery charger that plugs into any household outlet.

Bruno's leading edge technology assures you access up and down the stairway even if the electrical service in your home is interrupted.



The Easy-Slide™ Seat can be stored effortlessly. The easy to reach lever lets you raise and lower the footplate without bending over.

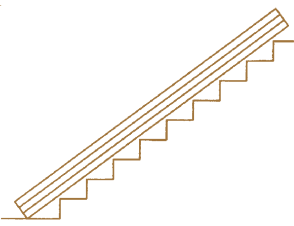


The Electra-Ride III is rated for rider weights up to 350 lbs (159 kgs). Custom seating sizes are also available.

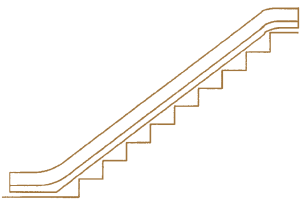


Bruno manufactures our own ergonomically designed upholstered seats.

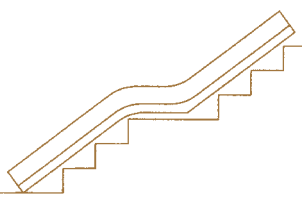
BRUNO
Electra-Ride™ III



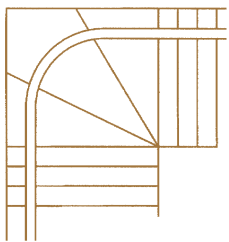
CUSTOM CUT STRAIGHT



STRAIGHT WITH TOP OR BOTTOM OVERRUN



STRAIGHT WITH INTERMEDIATE LANDING



90° FLAT OR SPIRAL TURN

Convenient Installation

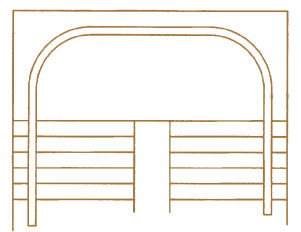
In addition to peace of mind, battery power means you benefit from a simpler, easier installation. The stairlift rail can be installed *as close as 7 in (178 mm)* from the wall, *with an overall folded width of just 16½ in (419 mm)*.

The unit anchors to the steps, not the wall. Bruno designs and engineers your *Electra-Ride III* specifically for you and your staircase, to provide the best possible fit and performance.

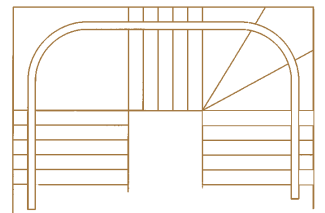
Value

Your *Bruno Electra-Ride III* is delivered fully equipped so you can:

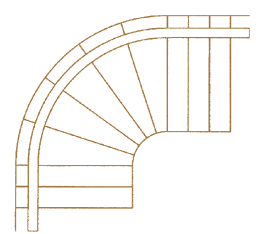
- Swivel and lock the seat effortlessly at the top and bottom of the staircase for an easy, secure entry or exit.
- Ride securely with our convenient retractable seatbelt and footplate safety sensor that stops the unit if there is an obstruction on the stairway.
- Easily get on and off the seat which can be adjusted specifically for your height.
- Store the seat and footrest effortlessly using the Easy-Slide™ Seat and easy to reach, lever-operated footrest.




180° FLAT OR SPIRAL TURN



DOUBLE 90° FLAT OR SPIRAL TURN



90° LARGE RADIUS TURN



180° LARGE RADIUS TURN

Cutting-Edge Technology

Bruno is so confident in our ISO 9001 engineering and production processes that we guarantee the fit of all custom-built rails based on the approval of the dimensions provided.

The Bruno wireless call/send system uses the latest in digital RF technology for uninterrupted operation. This proprietary wireless technology* allows for easy operation anywhere in the home. The Bruno call/send system also allows for quicker and cleaner installations because there are NO electrical wires to run.

*Designed exclusively for Bruno and authorized by the Federal Communications Commission under Bruno's exclusive ID number NTLPCB4950.



Precise, Reliable *Drive Unit*



Bruno has set the standard with our award-winning, custom curved rail stairlift designs by offering a smooth ride both up and down stairs and through turns...a ride unequalled in the industry.

The *Electra-Ride III's* smooth, powerful drive system combines a self-locking worm gear and rack-and-pinion design. This provides the safest operation and longest-lasting durability for years to come.

The soft start, solid state controller features a secure, comfortable ride and includes an adjustable speed control that lets you select the riding speed that will make every trip a pleasure.

Electra-Ride III Model CRE-2100 Specifications

Exceptional Value

- Locking swivel seat at the top and bottom of the stairway.
- Two remote, wireless call/send controls.
- Generous seat size – 20 in (508 mm) between the arms – for a comfortable ride.
- Footplate safety sensor and retractable seat belt.
- Charging station indicator lights at the top and bottom of the stairway.
- Onboard diagnostics for easier, more precise service.
- Meets all ANSI - A18.1 residential and commercial requirements.
- CSA/C-US listed.
- Bruno's Gold Warranty – Five years for major components and two years on parts.

Smooth, Powerful Drive System

- Self-locking worm gear and rack-and-pinion drive.
- Maximum rider weight of 350 lbs (159 kgs)
- Soft start, solid state controller makes it possible to adjust the speed to the comfort of the user.

Battery-Powered Technology

- Ensures access, even during power outages.
- Powered by two 12-volt batteries continuously charged by a state-of-the-art, 2-Amp battery charger that plugs into any 110-volt household outlet.
- Requires no special wiring.

Convenient Installation

- Rail installs to within 7 in (178 mm) of the wall.
- Installations can be done on either the inside or outside of most staircases.

Comfort

- Adjustable seat height – 23 in - 26 in (584 mm - 660 mm) measured at the lower landing – for easier entry/exit at the top and bottom of the stairway.
- Seat is contoured to provide optimum comfort.
- Custom seat and seat coverings available.
- Seat coverings meet CA flammability regulation 117-75 Sec. E.

BRUNO
Electra-Ride™ III

Tight Radius *Inside Turns*

The *Electra-Ride III's Inside Turns* fit where most custom stairlifts will not. Bruno Inside Turns are perfect for the typical bi-level house while providing easy passage through doors and room entrances.




BRUNO INSIDE TURNS give you the flexibility of having your unit mounted on either side of the staircase.

Bruno's tight turn and narrow rail will keep the majority of your staircase free of obstructions.



Bruno's optional 90° and 180° park positions provide a cleaner appearance.

Bruno's Wraparound Park Positions save you room on your staircase and allow you to easily enter and exit the stairlift away from the stairs.



When the unit is not in use, the chair can be parked around a corner.

BRUNO
Electra-Ride™ III

BRUNO INDEPENDENT LIVING AIDS, INC.®

manufactures independence products that help people live their lives to the fullest!

Ask us about our other...


INDOOR AND OUTDOOR STRAIGHT RAIL and CURVED RAIL Stairlifts and Vertical Platform Lift



ELECTRA-RIDE™ II



ELECTRA-RIDE™ LT



OUTDOOR ELECTRA-RIDE™



VERTICAL PLATFORM LIFT

OVER 20 DIFFERENT Vehicle Lifts INCLUDING:



OUT-RIDER™ LIFT W/ POW'R TOPPER AND TURNY™ ORBIT® PACKAGE



JOEY™ INTERIOR PLATFORM LIFT VSL-4000



CURB-SIDER® SERIES



Founded over 20 years ago, Bruno Independent Living Aids, Inc., is a world-wide manufacturer of accessibility products designed to enhance the lives of those challenged by limited mobility. In pursuing this goal, Bruno is proud to be the only U.S. manufacturer of indoor/outdoor stairlifts, interior/exterior scooter, powerchair and wheelchair vehicle lifts and Turning Automotive Seating™ (TAS™) products to be ISO 9001 Certified. This is one of the most stringent, widely-recognized quality standards in the world and your assurance that Bruno is committed to providing you with the highest-quality, most reliable products in the industry. Ask your certified Bruno dealer for details on all Bruno independence products.



Represented by:

BRUNO INDEPENDENT LIVING AIDS, INC.®

1780 Executive Drive, P.O. Box 84, Oconomowoc, WI 53066
(262) 567-4990 • FAX: (262) 953-5501 • www.bruno.com

All illustrations and specifications in this brochure are based on the latest product information available at the time of publication. Bruno Independent Living Aids, Inc. reserves the right to make changes at any time without notice. Electra-Ride III 8/07-6 © Bruno Independent Living Aids, Inc. 2007.



Revolutionary Turning Automotive Seating™ (TAS™)



TURNY™ ORBIT® SEAT



LIFT-UP™ POWER MOBILITY SEAT